

**MyChart gives you online access to your medical record anytime, anywhere.**

Whether you're at work, on the road or at home, you can view test results, message your doctor, and access medical information. You can even schedule your next appointment online.

Register for MyChart at **[mychart.trinity-health.org](https://mychart.trinity-health.org)** or ask office staff for more information. MyChart is accessible from any web browser or download the mobile app.



# MyChart

Sign up today -  
and get connected  
to your health.



© 2022 Trinity Health / Epic Systems Corporation  
MyChart® is a registered trademark of Epic Systems Corporation

MYCHART-00015



# Steps to Activate Your Personal MyChart Account


## Step 1

- Go to: [mychart.trinity-health.org](https://mychart.trinity-health.org)
- Click the purple **Sign Up Now** button

## Step 2


### I DO have an Activation Code:

- Enter the Activation Code you received in the letter at your appointment check-in
- Enter date of birth using requested format (mm/dd/yyyy)
- Click on the **NEXT** button and proceed



### I DO NOT have an Activation Code:

- Click the **SIGN UP ONLINE** on the right side of the *Please Identify Yourself* page button located under "No Activation Code?" on the *Please Identify Yourself* screen
- Select "Match Yourself with Our Records" and complete the form and CAPTCHA spam prevention on the next page.



An Activation Code letter will be sent to the email you've provided. Once received, return to this step and complete the "I DO have an Activation Code" section above.


If you are unable to match with our records, please try the "Verify Identity with a Third Party" option. After completing the form, you will be prompted to answer identity verification questions and CAPTCHA spam prevention.

## Step 3

- Create a MyChart® ID
  - Must be 8 to 30 characters long and is not case sensitive
- Create a password (must be typed twice)
  - Must be different than your MyChart ID
  - Must be 8 to 30 characters long and is case sensitive


You will need to enter your MyChart ID and Password in the appropriate boxes (see Step 5 below) every time you access your MyChart account.

**Note:** Do not use your Activation Code as your MyChart ID.



## Step 4

- Read the Terms and Conditions
- You must agree to the Terms and Conditions to use MyChart by clicking the **ACCEPT** button
- Terms and Conditions will display each time you log on to MyChart unless you check the box marked "please do not show this page" next time



## Step 5

The next time you visit [mychart.trinity-health.org](https://mychart.trinity-health.org), you will enter your MyChart ID and your Password to access your MyChart account.

- Make sure that you save your MyChart ID in a secure place

**Note:** You can bookmark or add the above URL to your favorites.

